

ACCESSIBILITY FOR YOUR HOME

Aritco HomeLift Access

Datasheet 2022

Aritco HomeLift Access is designed to give access to all parts of your house for both you and your family as well as your friends. Practical and smart with sizes for all needs. With an option to personalize it with details such as glass walls, a range of various colours and different materials.

Advantages offered by Aritco HomeLift Access:

- Design, sizes and options created for a home environment
- Minimum interventions in the house
- Option for a "half-height door" on the top floor
- 95% recyclable materials
- Patented screw/nut technology (no oil that can leak)
- The lowest maintenance and operating costs on the market
- Equipped with our SmartSafety system with safety features for home environments.

For more information please visit aritco.com



Aritco Lift AB
Elektronikhöjden 14, Box 516
175 26 Järfälla, Sweden

T: +46 (0) 8 120 401 00
E: info@aritco.com
www.aritco.com

Certified Partner:



Amalcon Engineering Sdn. Bhd.
P-3-18 Plaza Damas
Jalan Sri Hartamas 1, Sri Hartamas
50480 Kuala Lumpur, Malaysia

T: +603 6203 6900
E: lifts@amalcon.com
www.amalcon.com

Explore

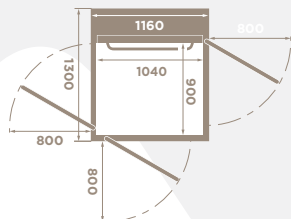
Aritco HomeLift Access

Key features

Aritco HomeLift Access comes with many customization options. You can personalize your lift by choosing from more than 200 different colors, two different glass types and eight different floorings. The lift is very practical and smart and increases your home's accessibility for everyone. It comes in several different sizes. The larger models accommodate a stroller or wheelchair. The lift is equipped with our SmartSafety system, with safety features that anticipate situations and prevent accidents.


Alternative model
Outdoor version

Sizes



MODEL	CARRIER SIZE	EXTERIOR DIMENSIONS	RATED LOAD
1	900 x 1040 mm	1300 x 1160 mm	250 kg / 2 persons
2	900 x 1280 mm	1300 x 1400 mm	410 kg / 5 persons
3	900 x 1480 mm	1300 x 1600 mm	410 kg / 5 persons
4	1000 x 1280 mm	1400 x 1400 mm	410 kg / 5 persons
5	1000 x 1480 mm	1400 x 1600 mm	410 kg / 5 persons
6	1100 x 1480 mm	1500 x 1600 mm	410 kg / 5 persons
7	1000 x 1980 mm	1400 x 2100 mm	500 kg / 6 persons
8	1100 x 1580 mm	1500 x 1700 mm	500 kg / 6 persons

DesignWall



Lift color

Can be painted in any RAL color from the RAL K7 classic chart (Except for pearl and fluorescent colours)




Glass

STANDARD Clear glass
OPTIONAL Tinted



Floor



Intended use

Installation in private homes
Indoor and outdoor installation environments

Technical compliance

European Machine Directive 2006/42/EC
European Standard EN 81-41

Drive system

Patented screw-and-nut system

Rated speed

Max 0.15 m/s inside Europe
Max 0.25 m/s outside Europe

Emergency lowering

Battery-powered

Travel height

250 - 13 000 mm

Top height

Min. 2 240 mm

Number of floors

2 to 6 floors

Installation

Recessed installation 50 mm below floor level
Installed directly on floor with 50 mm ramp

Operation

Hold to run (press and hold)
One-touch operation (press one time) for installations outside Europe

Power supply

230 V 1-phase
400 V 3-phase

Warranty

Aritco HomeLift Access comes with a 5-year warranty.
The screw-and-nut assembly has a 10-year warranty



Alternative model

Aritco HomeLift Access OUTDOOR version is designed for outdoor use. All outdoor lifts are delivered with corrosion class C5 guides to avoid corrosion.
For more information please visit aritco.com